

**Viernes
22
de julio**

**Tercero de Primaria
Inglés
(Ciclo II)**

*What is your favorite musical
instrument?*

Aprendizaje esperado: lee y comprende información a partir de la lectura en voz alta de monografías ilustradas.

Énfasis: participa en la lectura de monografías ilustradas.

¿Qué vamos a aprender?

Today we are going to talk and read some information about musical instruments. Hoy vamos a hablar y leer información acerca de los instrumentos musicales.

¿Qué hacemos?





By the way, what is your favorite kind of music? A propósito, ¿Qué tipo de música te gusta?

¿Sabes qué instrumentos se tocan en el género de tú música favorita?

It would be very interesting to know what instruments are played in our favorite music. Sería interesante saber cuáles se tocan en nuestra música favorita.

To start our lesson today, let's review some vocabulary you learned last class. Para iniciar la clase vamos a repasar vocabulario que viste la clase anterior.

Observarás algunos ejemplos de instrumentos y su clasificación en la categoría que pertenecen.

Instrument	Instrumento	The string family. La familia de las cuerdas.	The percussion family. La familia de las percusiones.	The wind family. La familia del viento.
Piano	Piano			
Violin	Violín			
Trumpet	Trompeta			
Guitar	Guitarra			

Now, I will show you some monographs of musical instruments. They have all the information, but the name. Ahora les mostraré algunas monografías de instrumentos. Tienen toda la información, excepto el nombre.

Then, we have to guess what instrument it is based on the rest of the information. Entonces tendremos que adivinar de qué instrumento se trata basándonos en el resto de la información.

But before that, let's review what information the monograph has. Pero antes de eso vamos a repasar que información tiene la monografía.

This is a monograph of a piano as an example. Esta es una monografía de un piano como ejemplo.

Piano

Family: Chordophones
Material: Wood (body) metal (strings)

How to play: Player presses keys. The strings vibrate when they are hit by a hammer within the piano.

Fun fact: It is one of the most popular musical instruments in the world. It has 88 keys all of which play a different note.

First, we have the title, then the family of the instrument. After that, we can see the material and how it is played. Primero tenemos el título, luego la familia del instrumento. Después de eso vemos el material y como se toca.

Puedes utilizar las siguientes monografías y jugar a adivinar de que instrumento se trata.

Family: Strings
Material: Wood
How to play: Player moves a bow across the strings and presses down on the neck of the instrument.
Fun fact: It is one of the primary instruments in classical music and orchestras.

Family: Percussion
Material: The frame is made of wood or metal
How to play: The bars are struck with a mallet to produce sound.
FUN FACT: It is often used in elementary school musical educational classes. They have from 42 to 48 wooden bars with different length which produce different sounds.

Family: Wind
Material: Brass
How to play: Player presses the valve and blow through the mouthpiece.
Interesting data: Jazz musicians often use it in their bands. This instrument was a modification of the clarinet.

Family: Percussion
Material: Wood hoop and jingle attached and often with a head of soft shell.
How to play: It can be played while held by the musician's hand and be struck by a stick.
Interesting data: They were originally used for religious purposes, now they are used in school's musical events.

Family: Strings
Material: Wooden frame and steel strings
How to play: Player stands by it and touches the strings with their fingers of both hands.
Interesting data: It has a similar sound to the piano. It is considered to be one of the world's oldest musical instrument. They have from 32 to 36 strings.

Are you ready to write your favorite musical instrument card?

¿Estás listo para escribir una monografía de tu instrumento musical favorito?

Now, we are going to watch a video of a student that shares her musical instrument monograph.

Ahora veremos un video de una alumna que nos comparte su tarjeta de instrumento musical.

- **Video de Meli.**

<https://drive.google.com/file/d/1SIXzdFVDJg4W5FCQCoAaCUaD7OvwZWWq/view?usp=sharing>

<i>Which is Meli 's favorite instrument?</i>	¿Cuál es el instrumento favorito de Meli?
<i>Meli ´s favorite instrument is the guitar.</i>	El instrumento favorito de Meli es la guitarra.
<i>What family does the instrument belong to?</i>	¿A qué familia pertenece el instrumento musical?
<i>It belongs to the string instruments family.</i>	Pertenece a la familia de los instrumentos de cuerda.
<i>What is it made of?</i>	¿De qué material está hecho?
<i>The body is made of wood and the strings are made of nylon and/or steel.</i>	El cuerpo está hecho de madera y las cuerdas están hechas de nailon y/o acero.
<i>Do you remember any other information?</i>	¿Te acuerdas de otra información?
<i>It is one of the most popular instruments in the world.</i>	Es uno de los instrumentos más populares en el mundo.
<i>What about singing a song?</i>	¿Qué les parece si ahora cantamos?
<i>This song is called "The wheels on the Bus".</i>	La canción se llama "Las llantas del camión".
<i>This song has six parts.</i>	Esta canción tiene seis partes.
<i>We can play each part with a different instrument.</i>	Podemos tocar cada parte con un instrumento diferente.

PART 1

The wheels on the bus go round and round,
 round and round,
 round and round.
 The wheels on the bus go round and round.
 All through the town.

PART 2

The wipers on the bus go swish, swish, swish and swish.
The wipers on the bus go swish, swish, swish.
All through the town.

PART 3

The doors on the bus go open and shut,
open and shut, open and shut.
The doors on the bus go open and shut.
All through the town.

PART 4

The horn on the bus goes beep, beep, beep, beep, beep.
The horn on the bus goes beep, beep, beep.
All through the town.

PART 5

The girls and the boys go up and down, up and down.
The girls and the boys go up and down.
All through the town.

PART 6

The teacher on the bus says please sit down,
Please sit down, please sit down.
The teacher on the bus says please sit down,
All through the town.

Tú puedes cantar las canciones que quieras y si tienes instrumentos o alguien de tu familia tiene ocúpenlos adaptándolos a la canción.

The next it is a game that is about singing. El siguiente es un juego que es acerca de una canción.

Es como el juego de "Caricaturas presenta" Aplaudirás siguiendo el ritmo así:

And the lyrics say: I went to a concert (clap, clap) and I saw a____. And you put the name of any instrument you like. La letra dice: fui a un concierto (clap, clap) y ahí vi un____. Y decimos el nombre de cualquier instrumento que queramos.

Es importante mantener el ritmo.

It is important to keep the rhythm.

Great! Can you go first to understand how it works? ¡Genial! ¿Puedes empezar para entender cómo funciona?

Es un juego muy divertido y puedes jugarlo con toda tu familia.

The class is over. Let´s review what you learned today.

La clase termino. Repasemos lo que aprendiste hoy:

We reviewed the instruments families and the parts of a monograph.

Repasamos las familias de instrumentos y las partes de una monografía

You can also do a monograph about your favorite instrument and share it with your teacher.

Tú también puedes hacer una monografía de tu instrumento favorito y compartirla con tu maestra o maestro.

Thank you for joining us today.

Gracias por acompañarnos hoy.

¡Buen trabajo!

Gracias por tu esfuerzo.